


ADAPTING ARMS TO A TABARD


WHEN DRAWING THE DESIGNS FOR YOUR NEW TABARD, THE QUESTION IS:

HOW DO YOU GET ARMS DESIGNED TO FIT ON THIS SHAPE.....

TO FIT ON THIS SHAPE?



WIDER AT THE TOP




WIDER AT THE BOTTOM

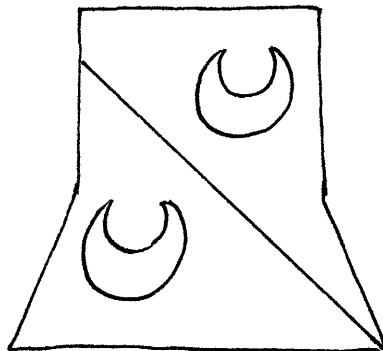
... WITH GREAT INGENUITY, THAT'S HOW.

→ THE GOAL IS TO FILL THE SPACE IN A BALANCED WAY.

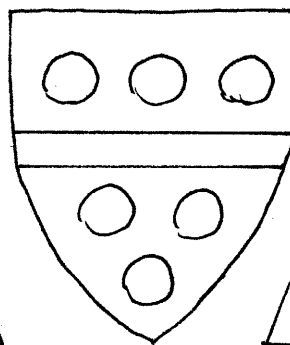
TRY REPOSITIONING



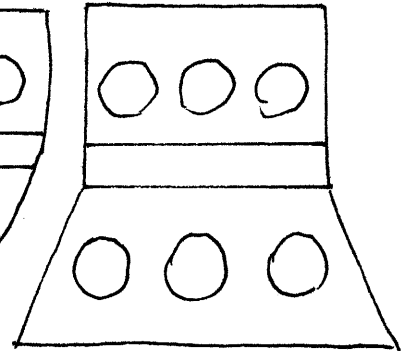
WE WANT 2 HALVES TO THE FIELD, AND EQUAL SIZED CHARGES



SO WE FUDGE THE UPPER CORNER A BIT



THE BOTTOM 3 CHARGES HAVE TO BE 2 + 1 ON A SHIELD



BUT WE HAVE PLENTY OF ROOM AT THE BOTTOM ON A TABARD.